

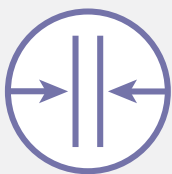
PREVENA™

INCISION MANAGEMENT SYSTEM



Your Doctor Has Chosen
PREVENA™ Therapy
FOR MANAGEMENT OF
YOUR SURGICAL INCISION

Your doctor has selected the PREVENA™ System to help protect your incision by:



Helping hold incision edges together



Providing protection from outside sources of infection

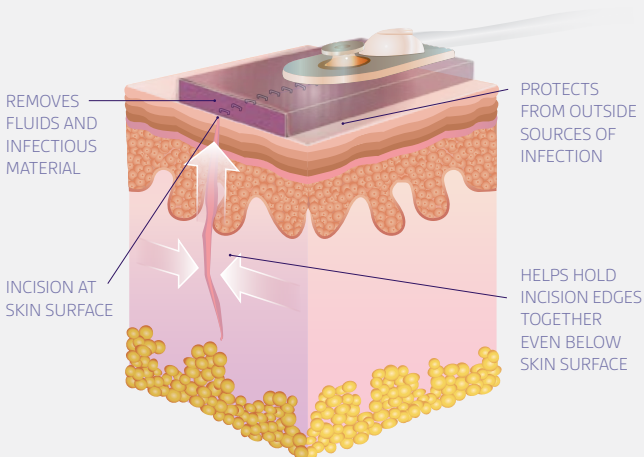


Removing fluid from the incision site

Protecting Your Incision is Important to Your Recovery

- An **incision** is a cut through the skin and tissue of the body that is made during surgery and then closed using products such as surgical stitches, staples or a combination of these methods.
- Incisions heal at the skin surface as well as below.
- Taking care of your incision is a key step that may impact both your recovery time and your quality of life.

PREVENA™ Therapy



FAQS

How long do I keep PREVENA™ Therapy on my incision?

- Wear the system for one week post-op.
PLASTIC SURGERY CLINIC TO REMOVE

Will my incision dressing need to be changed?

- NO, a nurse at the plastic surgery office will remove VAC if not removed in the hospital

What happens if my PREVENA™ System alarms?

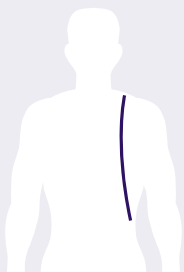
- The therapy unit has alarms that you can see and hear to alert you of a potential issue such as a low battery or air leak. In most cases the issue is easily resolved. Refer to the PREVENA™ Therapy Patient Guide or call ACELITY at **800-275-4524** if you have questions.

Where do I get more information?


- Your PREVENA™ Therapy Patient Guide has more complete safety information and details on how to use your PREVENA™ Therapy. You may visit **prevena4patients.com** to obtain more information on PREVENA™ Therapy.
- For answers to more questions, call ACELITY at **800-275-4524** to speak with a PREVENA™ Therapy specialist.
- Contact your doctor with any medical questions. In the case of an emergency, call your local medical resource (i.e. 911).

How to Wear Your PREVENA™ Therapy Unit

This portable unit should **always** be kept on for the time your doctor has instructed. For sleeping and showering, follow the instructions listed in this brochure. The unit can be worn under your clothing and includes a carrying case with adjustable straps you can use multiple ways.



Over the
shoulder



Across
your body



PREVENA™
125 THERAPY
UNIT AND
CARRYING
CASE

NOTE: The PREVENA™ System is not indicated for use in children.

WHAT IS PREVENA™ THERAPY?

PREVENA™ Therapy is a portable, disposable system, which uses **negative pressure** (like a vacuum) to protect your incision.

Meet Your PREVENA™ System

You will be provided after surgery with the PREVENA™ PEEL & PLACE™ System or the PREVENA PLUS™ System. Both PREVENA™ Systems work similarly with just a few differences.

Your System includes:

- A therapy unit that provides negative pressure to the dressing
- A dressing with a water resistant cover that is placed over your incision
- A connection tube
- A canister where incision fluid is collected
- A battery charger (The PREVENA PLUS™ Therapy Unit has a rechargeable battery)
- A carrying case with adjustable straps



NOTE: The PREVENA™ System can be used on different incision types. Your incision size and location may vary from what is shown in the above image.

CARING FOR YOUR PREVENA™

PREVENA PLUS™ 125 Therapy Unit

System:

Keep your therapy unit in a safe place where:

- Tubing will not become kinked or pinched
- It cannot be pulled off a table or dropped onto the floor



Showering:

If cleared by your doctor, a quick, light shower is ok. Keep the therapy unit away from direct water spray.

Do not submerge dressing in water. Before showering, disconnect the dressing from the therapy unit.

1. Hold the ON/OFF button down until therapy stops
2. Close the clamp located on the connection tubing
3. Disconnect the tubing from the therapy unit
 - When towel drying, be careful not to disrupt the dressing.

See PREVENA PLUS™ Therapy Patient Guide for additional details.

Batteries:

- This therapy unit has a rechargeable battery and comes with a charger.
- Bring your charger with you if you are gone for extended periods of time.
- For convenience, consider charging your therapy unit battery while you are sleeping.

PREVENA™ System specialists are here to support you. Call ACELITY at **800-275-4524** with questions or to speak to a clinician trained on your PREVENA™ System. Or visit **prevena4patients.com** for a copy of the PREVENA™ Therapy Patient Guide.

It is important that you discuss the potential benefits and risks of any specific therapy with your doctor to decide whether it is right for you. Please consult your treating medical professional regarding specific questions and important information related to PREVENA™ System uses, safety information and operation.

NOTE: Specific indications, contraindications, warnings, precautions and safety information exist for the PREVENA™ Therapy. Please consult the applicable PREVENA™ System Clinician Guide instructions for use prior to application. Rx only.

Copyright 2017 KCI Licensing, Inc. All rights reserved. All trademarks designated herein are proprietary to KCI Licensing, Inc., its affiliates, and/or licensors. PRA000069-R0-US, EN (2/17) • LIT#29-A-313



Acility

